



Year 2 - Suggested home learning timetable

	English (9:00-10:00)	Break (10:00-10:30)	Grammar, punctuation and spelling (GPS) (10:30-11:00)	Maths (11:00-12:00)	Lunch (12:00-1:00)	Foundation (1:00-2:30)
Monday	<p>Comprehension booklet page : 1-2</p> <p>Bug club </p> <p>Home Reading with an adult</p> <p><i>*adults please read with your child and use the comprehension questions below to help you.*</i></p> <p>Write a story about the magical paintbrush and Picasso. Remember your beginning, problem, resolution and ending.</p>		<p>GPS booklet: Page 1-2</p>	<p>Maths booklet: Page 1-4</p> <p>Mathletics https://login.mathletics.com/</p> <p>Times table rockstars https://play.trockstars.com/auth</p> <p>Hit the Button https://www.topmarks.co.uk/maths-game/hit-the-button</p>		<p>Write a set of instructions for planting a bean seed. Explain what it will need to stay healthy.</p> <div style="text-align: center;">  </div> <p>Make a model of the different stages of germination of a plant. Can you add labels to show your understanding?</p> <p>Key Vocabulary</p> <p><i>Plants</i></p> <p><i>Bean seed</i></p> <p><i>Stem</i></p> <p><i>Radicle</i></p> <p><i>Germination</i></p> <p><i>Embryonic root</i></p>

Tuesday

**Comprehension
booklet page :3-4**

Bug club



Home Reading
with an adult

*adults please read with
your child and use the
comprehension
questions below to help
you.*



Write a character
description of
Mike the Monster.
Remember to use
paragraphs to set out
your work nicely.
Remember to use
descriptive language.

**GPS booklet:
Page 3-4**

**Maths booklet:
Page 5-8**

Mathletics

<https://login.mathletics.com/>

Times table
rockstars

<https://play.ttrockstars.com/auth>

Hit the Button

<https://www.topmarks.co.uk/maths-games/hit-the-button>

Recreate a piece of Picasso's
cubism art using a medium of
your choice.



Key Vocabulary

Pablo Picasso

Cubism

Paint

Shapes

Abstract

Object

Observation

Wednesday

**Comprehension
booklet page :**

5-6


Bug club



Home Reading with an adult

adults please read with your child and use the comprehension questions below to help you.

Research A Mid Summer's Night's dream. Follow the link to help you.



<https://www.bbc.co.uk/iplayer/episode/b078jltg/cbeebies-presents-a-midsummer-nights-dream>

Act out a scene with your family.

GPS booklet:
Page 5-6

**Maths booklet:
Page 9-12**

Mathletics

<https://login.mathletics.com/>

Times table
rockstars

<https://play.trockstars.com/auth>

Hit the Button

<https://www.topmarks.co.uk/maths-games/hit-the-button>


Next term, we will be studying Transport and how it has changed through time since the Stone age to present day.

Research different types of transport from the past.

Think of:

- how people traveled in the Stone age
- transport was used by the vikings
- transport in the Victorian times.

Create a fact file from your exciting research.



Key Vocabulary

*Transport
Stone age
Vikings
era
period
significant
artefact*

Thursday

**Comprehension
booklet page : 7-8**
[Bug club](#)



Home Reading
with an adult

**adults please read with
your child and use the
comprehension
questions below to help
you.**

*Write a poem about a
monster using
descriptive language.*

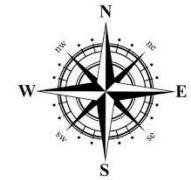
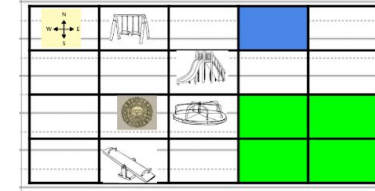
**GPS booklet:
Page 7-8**

**Maths booklet:
Page 13-16**
Mathletics
<https://login.mathletics.com/>

Times table
rockstars
<https://play.trockstars.com/auth>

Hit the Button
<https://www.topmarks.co.uk/maths-games/hit-the-button>

Design a map of your local
area. Add a key and a
compass.



Key Vocabulary

*Map
Direction
Compass
Key
North
East
South
West*

Friday

**Comprehension
booklet page : 9-10**

[Bug club](#)



Home Reading
with an adult

***adults please please
read with your child and
use the comprehension
questions below to help
you.***

**GPS booklet:
Page 9-10**

**Maths booklet:
Page 17-20**

Mathletics

<https://login.mathletics.com/>

Times table
rockstars

<https://play.ttrockstars.com/auth>

Hit the Button

<https://www.topmarks.co.uk/maths-games/hit-the-button>

Design and make a transport model from recycled material. Explain how you made your model and your choices for the materials.



Key Vocabulary

Model

Transport

Train

Bus

Horse and cart

Wheels

Recycled

Ask your child some of the questions when they are reading to help understand and comprehend their text.

Questions while selecting a book:

- Why did you want to read this book?
- Do you like the book cover? What do you like about it?
- Have you read any other books by this author?
- Is the author also the illustrator of this book?
- What do you think this book might be about?

Questions prior to reading the book:

- What is the title of this book?
- Who is the author?
- Who is the illustrator?
- Can you make a prediction?
- Does the picture on the cover give us any clues as to what the story might be about?
- (Read the blurb on the back of the book together.) What clues does this give us? Does it sound like an exciting/sad/happy story? What genre may the story be?

Questions while reading the book:

- What has happened so far? What do you think might happen next?
- Which character is your favourite? What adjectives and expanded noun phrases would you use to describe them?
- How would you feel if that happened to you? What type of character is in the story? Skim and scan the text for evidence.
- Could you magpie any words or phrases from the book to use in your writing?
- Can you think of any synonyms for these words?
- Are there any words you have not understood? Use a dictionary to find their meanings.
- Can you create a glossary of these words?

Plot questions after reading the book:

- What happened in the beginning?
- What happened in the middle of the story?
- What was the problem?
- What was the resolution?
- What happened at the end of the story?
- Did you enjoy the book? Why?

Character questions

- What do we learn about X in the beginning of the story?
- What do we know about X by the end of the story?
- Who are the main characters in the story? Would you like to be any of the characters? If so, why?
- What would you have done if you were X?
- What are some of the words the author has used to describe the character?
- Can you use emotive language to describe X?
- Can you use an adverb and verb to add to your description of your character?
- How did X feel when... ?
- Does X remind you of anyone you know? If so, why?
- Could you create an alternative ending for this story?

