

Home Learning Week 14

Story Writing pages 13 -

**Please continue with
Nelson Handwriting
Units 11 &12 this week.**

English

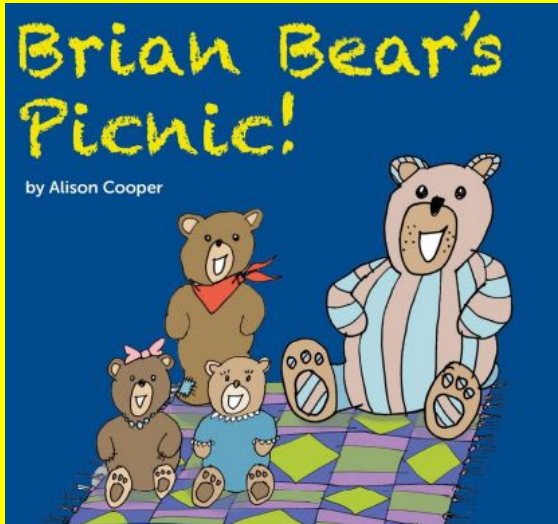
Monday 13.07.20

**Please continue with
Nelson Grammar Units
16 & 17 this week.**

Brian Bear's Picnic

This week we are continuing our work on the story 'Brian Bear's Picnic'.

Listen to the audio version and remind yourself of the story by reading the text with an adult.



In the middle of Friary Wood, there lived a large, stripy bear called Brian. He was a happy and generous bear who loved seeing his friends and playing games with them.

One warm, summer morning, Brian decided to invite his bear friends to a picnic. So, he sent an invitation to Curtis, Bertha and Gertie which he wrote in his very best handwriting:

Curtis, Bertha and Gertie were excited and quickly prepared their favourite food to take to the picnic. Curtis baked a scrumptious banana cake, Bertha made some delicious, honey sandwiches and Gertie picked succulent strawberries from her garden. Dressed in their best 'going-on-a-picnic' clothes, they set off to Friary Wood.



Thank you letters

When Curtis, Bertha and Gertie got home, they found three letters pinned on their door. This one is from the troop of monkeys.

Can you write a thank you letter to Curtis, Bertha and Gertie from the swarm of bees or from the skinny, frightened mice?

Dear Curtis, Bertha and Gertie,

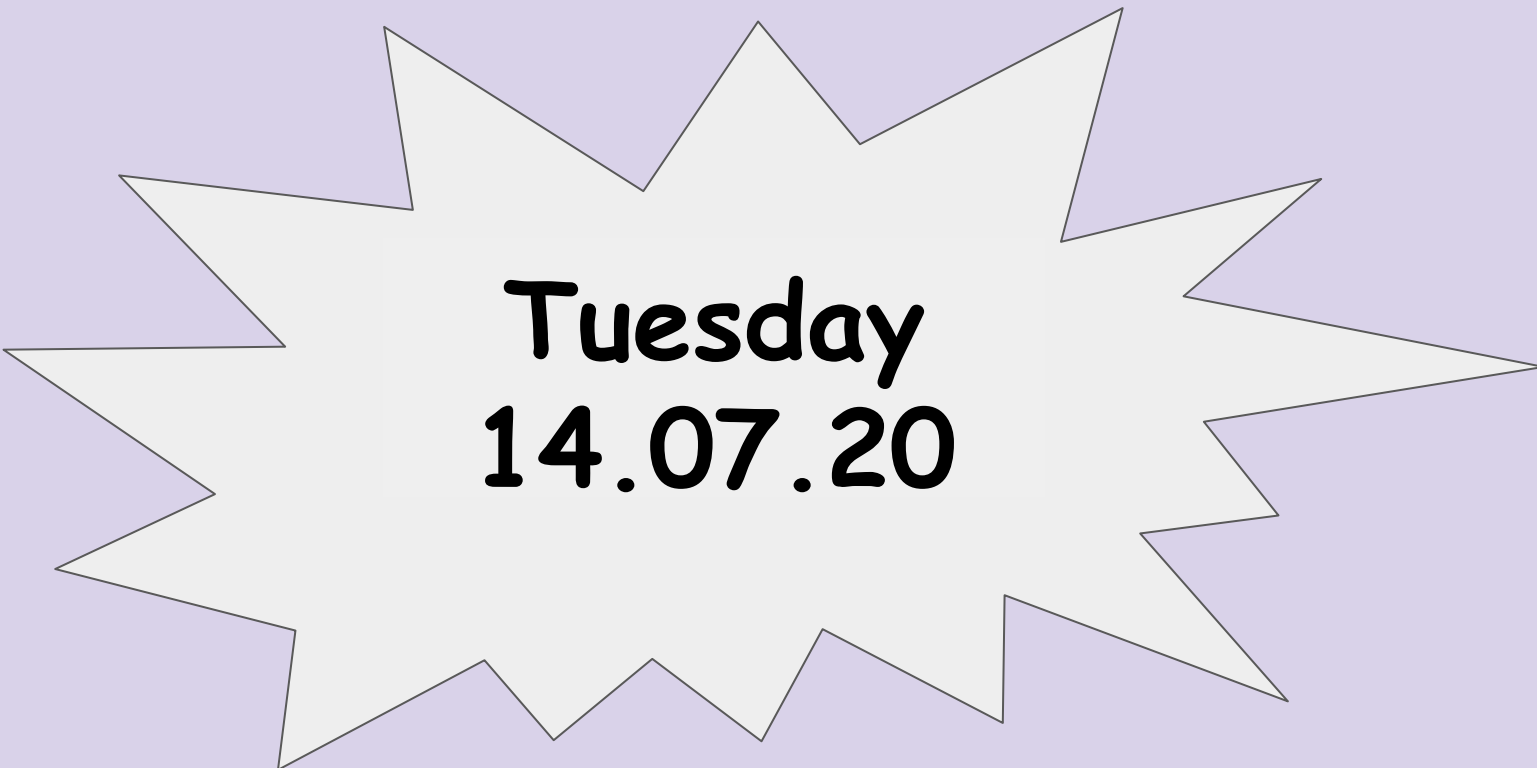
Thank you very much for sharing your picnic with us. We were very hungry when we met you because all our food had fallen in a river when we crossed to get to the other side. Curtis's banana cake was scrumptious and we ate up every single crumb.

We all hope that you had a delicious picnic with your friend Brian. Did you play lots of fun games?

Love from,

The troop of monkeys xx

English Week 14



Tuesday
14.07.20

A Postcard to Brian

dear brian,

we had a lovely time at your picnic yesterday and all the food was delicious we loved the teddy bear toasts please can you give us the recipe so that we can make them at home?

we're very sorry we gave all our food away it was fun playing hide and seek

please come to a picnic with us soon and we will make some scrumptious food for you

love curtis, bertha and gertie xxxx




Brian Bear
The Den
Friary Wood
Riverton

I've written to Brian to say thank you but I don't know where to put my full stops and capital letters. Can you put them in for me please?



English Week 14



Wednesday
15.07.20

Brian's recipe for two teddy bear toasts



<https://www.kidspot.com.au/kitchen/recipes/teddy-bear-toast/8vqg80fs>


What you need:

- 2 slices wholemeal or white bread
- 2 tablespoons of peanut butter (you can replace this with chocolate spread in case of nut allergies)
- 6 banana slices
- 6 raisins

What you do:

1. Toast the bread.
2. Spread with peanut butter.
3. Add banana slices for the ears and nose.
4. Place the raisins on each slice of banana for the eyes and in the centre of the banana nose.
5. Now tuck in!

English Week 14



Thursday
16.07.20

Special things from my walk

On their walk to Friary Wood, the bears collected lots of things that interested them. When they got home, they pegged them all on a string to remind them of their happy day. They told each other what they had found.

This is what Curtis told his friends:


I collected lots of things on my walk. First, I found a soft white feather from a baby bird. I expect the baby bird has flown away now.

Next, I saw a beautiful red leaf so I put that in my basket. After that, I picked up a shiny, brown pebble which was on the path.

Finally, I found my favourite thing. It was a shiny acorn still in its shell.



- ★ When you go out for a walk, collect some things you see and peg them onto a string or a ribbon. Then you can tell your helper about what you found and the order in which you found them.



These words might help you:

First,

Next,

After that,

Finally,

English Week 14



Friday
17.07.20

The history of teddy bears

The first teddy bear was made over 100 years ago. Watch this youtube clip to find out more.

<https://www.youtube.com/watch?v=UPdtkSUrJg>



Drawing a teddy bear

There are lots of famous teddy bears like Paddington Bear, Rupert Bear, Winnie the Pooh, Little Bear Lost and Baloo Bear. Can you draw a picture of your favourite bear below? It could be a famous bear or it could be your own very special bear. I've drawn the frame for you, but you have to draw the bear.

