

Class 2R Timetable for pupils at home.

ACCESS TO your Google classroom : <https://classroom.google.com/u/0/c/MTU4ODc2OTU4NjEz> These contain further information and explanation on this week's learning. You will find all the tasks set here.

ACCESS TO YOUR GOOGLE FOLDER: [2 R Mrs Raja](#) This is where you need to save evidence of the work you have completed.



Monday 12/10/20	Tuesday 13/10/20	Wednesday 14/10/20	Thursday 15/10/20	Friday 16/10/20
<p>8.00 - 8.20 Reading Carers, please read with your child and use the comprehension questions at the bottom of the page to help you. Today's book: https://www.oxfordowl.co.uk/api/interactives/33407.html</p> <p>More books can be accessed on Bug club can be accessed at ActiveLearn: Login</p>	<p>8.00 - 8.20 Reading Carers, please read with your child and use the comprehension questions at the bottom of the page to help you. Today's book: https://www.oxfordowl.co.uk/api/digital_books/1491.html</p> <p>More books can be accessed on Bug club can be accessed at ActiveLearn: Login</p>	<p>8.00 - 8.20 Reading Carers, please read with your child and use the comprehension questions at the bottom of the page to help you. Today's book: https://www.oxfordowl.co.uk/api/digital_books/1440.html</p> <p>More books can be accessed on Bug club can be accessed at ActiveLearn: Login</p>	<p>8.00 - 8.20 Reading Carers, please read with your child and use the comprehension questions at the bottom of the page to help you. Today's book: https://www.oxfordowl.co.uk/api/digital_books/1254.html</p> <p>More books can be accessed on Bug club can be accessed at ActiveLearn: Login</p>	<p>8.00 - 8.20 Reading Carers, please read with your child and use the comprehension questions at the bottom of the page to help you. Today's book: https://www.oxfordowl.co.uk/api/digital_books/1424.html</p> <p>More books can be accessed on Bug club can be accessed at ActiveLearn: Login</p>
<p>8.20 - 9.00 Daily Phonics Sound Lesson Click on the link below for your daily speed sound lessons.</p> <p>Today you are learning to read and spell words using ou https://schools.ruthmiskin.com/training/view/2MfDjvVh/Ao7B9oyJ</p> <p>Now it's time to spell! https://schools.ruthmiskin.com/training/view/nOJF5bBf/01hgRDZ</p>	<p>8.20 - 9.00 Daily Phonics Sound Lesson Click on the link below for your daily speed sound lessons.</p> <p>Today you are learning to read and spell words using oy https://schools.ruthmiskin.com/training/view/gZ8RSKss/zjmQuUmb</p> <p>Now it's time to spell! https://schools.ruthmiskin.com/training/view/YxcNAClt/x6DxZUMt</p>	<p>8.20 - 9.00 Daily Phonics Sound Lesson Click on the link below for your daily speed sound lessons.</p> <p>Today you are learning to read and spell words using ay https://schools.ruthmiskin.com/training/view/jCuiDm dT/oSF1oAYq</p> <p>Now it's time to spell!</p>	<p>8.20 - 9.00 Daily Phonics Sound Lesson Click on the link below for your daily speed sound lessons.</p> <p>Today you are learning to read and spell words using ee https://schools.ruthmiskin.com/training/view/BTmxTaRY/zVSi7RSR</p> <p>Now it's time to spell!</p>	<p>8.20 - 9.00 Daily Phonics Sound Lesson Click on the link below for your daily speed sound lessons.</p> <p>Today you are learning to read and spell words using igh https://schools.ruthmiskin.com/training/view/hRX48NLL/nXwvTI5B</p> <p>Now it's time to spell!</p>

		https://schools.ruthmiskin.com/training/view/kuXdeV7J/wTDc2weR	https://schools.ruthmiskin.com/training/view/06BunlzQ/BfLLAXLH	https://schools.ruthmiskin.com/training/view/s3M9tJ19/hgqK3sK7
--	--	---	---	---

Your **Phonics** lesson will include some **LIVE TEACHING**. Please log into google classroom and click the



Class 2R (R Raja)
Class code: 15bywrs
Meet link: <https://meet.google.com/lookup/cq6wzo66is>

meet/camera button.

<https://meet.google.com/lookup/cq6wzo66is?authuser=0&hs=179>

<p>LIVE TEACHING 9.00 - 10.00 The Gingerbread Man Phonics lesson</p> <p><i>You will need paper and a pencil</i> Read through Monday's slides and complete the tasks.)</p>	<p>LIVE TEACHING 9.00 - 10.00 The Gingerbread Man Phonics lesson</p> <p><i>You will need paper and a pencil</i> Read through Tuesday's slides and complete the tasks.)</p>	<p>LIVE TEACHING 9.00 - 10.00 The Gingerbread Man Phonics lesson</p> <p><i>You will need paper and a pencil</i> Read through Wednesday's slides and complete the tasks.)</p>	<p>LIVE TEACHING 9.00 - 10.00 The Gingerbread Man Phonics lesson</p> <p><i>You will need paper and a pencil</i> Read through Thursday's slides and complete the tasks.)</p>	<p>LIVE TEACHING 9.00 - 10.00 The Gingerbread Man Big Writing lesson</p> <p><i>You will need paper and a pencil</i> Read through Friday's slides and complete the tasks.)</p>
--	---	---	--	--

Take a break, have a drink of water or a snack. Relax before beginning your next task.

Your **Maths** lesson will include some **LIVE TEACHING**. Please log into google classroom and click the meet/camera button. <https://meet.google.com/lookup/cq6wzo66is?authuser=0&hs=179>







Class 2R (R Raja)
Class code: 15bywrs
Meet link: <https://meet.google.com/lookup/cq6wzo66is>

<p>10.20 - 11.10 Maths</p> <p>Your slides are on google classroom. Your teacher will explain your independent task in the lesson.</p>	<p>10.20 - 11.10 Maths</p> <p>Your slides are on google classroom. Your teacher will explain your independent task in the lesson.</p>	<p>10.20 - 11.10 Maths</p> <p>Your slides are on google classroom. Your teacher will explain your independent task in the lesson.</p>	<p>10.20 - 11.10 Maths</p> <p>Your slides are on google classroom. Your teacher will explain your independent task in the lesson.</p>	<p>10.20 - 11.10 Maths</p> <p>Your slides are on google classroom. Your teacher will explain your independent task in the lesson.</p>
--	--	--	--	--

11.10-11.20 Time for 10 minutes of Mathletics https://login.mathletics.com/	11.10-11.20 Time for 10 minutes of Mathletics https://login.mathletics.com/	11.10-11.20 Time for 10 minutes of Mathletics https://login.mathletics.com/	11.10-11.20 Time for 10 minutes of Mathletics https://login.mathletics.com/	11.10-11.20 Time for 10 minutes of Mathletics https://login.mathletics.com/
11.20-11.30 Grammar and Handwriting Your slides are on Google Classroom.	11.20-11.30 Grammar and Handwriting Your slides are on Google Classroom.	11.20-11.30 Grammar and Handwriting Your slides are on Google Classroom.	11.20-11.30 Grammar and Handwriting Your slides are on Google Classroom.	11.20-11.30 Grammar and Handwriting Your slides are on Google Classroom.
Spellings - Unit 4 Watch the video on google classroom. Click spellings, your teacher will explain what to do. Practice for 5 to 10 minutes every day!	Spellings - Unit 4 Watch the video on google classroom. Click spellings, your teacher will explain what to do. Practice for 5 to 10 minutes every day!	Spellings - Unit 4 Watch the video on google classroom. Click spellings, your teacher will explain what to do. Practice for 5 to 10 minutes every day!	Spellings - Unit 4 Watch the video on google classroom. Click spellings, your teacher will explain what to do. Practice for 5 to 10 minutes every day!	Spellings - Unit 4 Watch the video on google classroom. Click spellings, your teacher will explain what to do. Practice for 5 to 10 minutes every day!




Time for some lunch. If you have a garden or balcony, get some fresh air! Make sure you drink some water!

<p>LIVE TEACHING BEGINS AT 12.30 TODAY FOR YOUR COMBINED HISTORY AND BIG READING LESSON. https://meet.google.com/lookup/cq6wzo66is?authuser=0&hs=179</p> <p>Class 2R (R Raja) Class code: 12bywrs [] Meet link: https://meet.google.com/lookup/cq6wzo66is</p>	12.30- 1.00 Big Reading 	12.30-1.00 Big Reading 	12.30-1.00 Big Reading 	12.30-1.00 Big Reading 
	This week we are learning more about the bravery of Harriet Tubman.	This week we are learning more about the bravery of Harriet Tubman.	This week we are learning more about the bravery of Harriet Tubman.	This week we are learning more about the bravery of Harriet Tubman.

<p>12.30-1.00 History and Big Reading</p> <p>This week we are learning more about Harriet Tubman.</p>	<p>Follow Tuesday's Big Reading slides and complete your daily mini missions.</p> <p>Remember to upload your wonderful missions for a 'mission complete' chant at the end of the session!</p>	<p>Follow Wednesday's Big Reading slides and complete your daily mini missions.</p> <p>Remember to upload your wonderful missions for a 'mission complete' chant at the end of the session!</p>	<p>Follow Thursday's Big Reading slides and complete your daily mini missions.</p> <p>Remember to upload your wonderful missions for a 'mission complete' chant at the end of the session!</p>	<p>Follow Friday's Big Reading slides and complete your daily mini missions.</p> <p>Remember to upload your wonderful missions for a 'mission complete' chant at the end of the session!</p>
--	--	--	---	---

Time for a 10 minute break. Time for a stretch, and a big deep breath,

<p>Independent Learning Task</p>	<p>Your Science and History lessons will include some LIVE TEACHING. Please log into google classroom and click the</p> <div data-bbox="1344 726 1680 829" style="border: 1px solid black; padding: 5px; background-color: #0070c0; color: white; text-align: center;"> <p>Class 2R (R Raja)</p> <p>Class code t5bywrs</p> <p>Meet link https://meet.google.com/lookup/cq6wzo66is</p> </div> <p>meet/camera button.</p> <p>https://meet.google.com/lookup/cq6wzo66is?authuser=0&hs=179</p>	<p>Independent Learning Task</p>
---	--	---

<p>1.00-2.00 History and Big Reading lessons combined.</p> <p>Your task is in your Google Classroom under Week 7 Home learning. Your teacher will explain your independent task in the lesson.</p>	<p>1.00-1.30 E Safety</p> <p>Your task is in your Google Classroom under Week 7 Home learning.</p> <div data-bbox="728 1173 907 1268" style="text-align: center;">  </div> <p>Your slides are on Google Classroom. Read through the information, watch the video and complete your tasks.</p>	<p>1.00-2.00 Science Living Things and their habitats.</p> <p>We will be learning all about living things.</p> <p>Your teacher will explain your independent task in the lesson.</p> <div data-bbox="952 1356 1321 1460" style="text-align: center;">  </div>	<p>1.00-2.00 History</p> <p>This week we are learning more about Harriet Tubman.</p> <p>We will be looking at the significant events in her life and putting them in chronological order.</p> <p>Your teacher will explain your independent task in the lesson.</p>	<p>1.00 -2.00 Fit Friday challenges.</p> <p>Time to warm up with the body coach!</p> <div data-bbox="1758 1149 2139 1348" style="text-align: center;">  </div> <p>Now it's time for our favourite...</p>
---	---	--	--	---



1.30-2.00

PE

Your task is in your Google Classroom under Week 7 PE Home learning. Follow the instructions for your task.



60 second challenges.

Click the blue links below

Can you upload a photo of you completing the challenges?

AStar jump challenge - [60 Second Challenge](#)

A tuck in/ tuck out challenge [60 Second Challenge](#)

Mountain climbers challenge [60 Second Challenge](#)

Now it's time to challenge an adult. How many can they do? Did you beat them? Upload your scores.

Keep checking the Google classroom stream.
We may add more live lessons in the week.

Need help with google drive?



Star home learning guide

<https://star.newham.sch.uk/our-learning/home-learning-and-online-resources/>

Important information

Your child has received their

- Google drive login
- Mathematics login
- Bug club logins.

Please contact year2@star.newham.sch.uk if you require assistance.

Great extra websites to use at home...

Phonics - <https://www.ictgames.com/mobilePage/literacy.html>
<http://www.letters-and-sounds.com/>

Exercises - Joe wicks - 5 minute mover videos
<https://www.youtube.com/watch?v=rN0h6EZd6TM>

Need help with reading?

Reading comprehension Questions. Ask your child some of the questions when they are reading to help understand and comprehend their text.

Questions while selecting a book:

- Why did you want to read this book?
 - Do you like the book cover? What do you like about it?
- Have you read any other books by this author?
- Is the author also the illustrator of this book?
- What do you think this book might be about?

Questions prior to reading the book:

- What is the title of this book?
- Who are the author and illustrator?
- Does the picture on the cover give us any clues as to what the story might be about?
- (Read the blurb on the back of the book together.) What clues does this give us? Does it sound like an exciting/sad/happy story?

Questions while reading the book:

- What has happened so far? What do you think might happen next?
- What can you see in the pictures? Are they helping to tell the story?
- Which character is your favourite? How would you describe them?
- How would you feel if that happened to you?


Plot questions after reading the book:

- What happened in the beginning?
- What happened next?
- What happened at the end of the story?
- At what point in the story did we realise...

- What do we learn about X in the beginning of the story?
- What do we know about X by the end of the story?
- Who are the main characters in the story? Would you like to be any of the characters? If so, why?
- How would you feel if you were X at that part of the story?
- What would you have done if you were X?
- What are some of the words the author has used to describe the character?
- How did X feel when... ?
- Does X remind you of anyone you know? If so, why?

How To Record The Work

- Your child has received an English book, a Maths book and a book for all other subjects.
- You should write a title and date at the top of the page before each piece of work.
- These book will be checked when pupils return back to school
- Once work is completed, please take a photo and upload to your child's file.



A How To Guide can be found on the Star Website.

<https://star.newham.sch.uk/our-learning/google-classroom/>

Or click below for a getting started guide

<https://star.newham.sch.uk/wp-content/uploads/2020/09/Google-Classroom-Getting-started.pdf>