











Year 3 timetable for Week Beginning 12.10.20

ACCESS TO your Google classroom : <https://classroom.google.com/u/1/c/MTU4ODc2OTU4NzA0>

These contain further information and explanation on this week's learning. You will find all the tasks set here.

ACCESS TO YOUR GOOGLE FOLDER: Select your class folder

Monday 12/10/20	Tuesday 13/10/20	Wednesday 14/10/20	Thursday 15/10/20	Friday 16/10/20
<p>8.00 - 8.20 Reading Carers, please read with your child and use the comprehension questions at the bottom of the page to help you.</p> <p>Bug club can be accessed at ActiveLearn: Login</p> 	<p>8.00 - 8.20 Reading Carers, please read with your child and use the comprehension questions at the bottom of the page to help you.</p> <p>Bug club can be accessed at ActiveLearn: Login</p> 	<p>8.00 - 8.20 Reading Carers, please read with your child and use the comprehension questions at the bottom of the page to help you.</p> <p>Bug club can be accessed at ActiveLearn: Login</p> 	<p>8.00 - 8.20 Reading Carers, please read with your child and use the comprehension questions at the bottom of the page to help you.</p> <p>Bug club can be accessed at ActiveLearn: Login</p> 	<p>8.00 - 8.20 Reading Carers, please read with your child and use the comprehension questions at the bottom of the page to help you.</p> <p>Bug club can be accessed at ActiveLearn: Login</p> 
<p>8.20 - 8.40 Daily Phonics Sound Lesson</p> <p>Today's sound is "ar"</p> <p>Follow the link below to do a Speed Sound Lesson.</p> <p>https://schools.ruthmiskin.com/training/view/HCyieZH8/DKTCyib8</p> <p>Remember to follow the instructions - Special Friends, Fred Talk, Read the Word!!</p> 	<p>8.20 - 8.40 Daily Phonics Sound Lesson</p> <p>Today's sound is "ir"</p> <p>Follow the link below to do a Speed Sound Lesson.</p> <p>https://schools.ruthmiskin.com/training/view/H9dUDAIq/U9QplPeo</p> <p>Remember to follow the instructions - Special Friends, Fred Talk, Read the Word!!</p> 	<p>8.20 - 8.40 Daily Phonics Sound Lesson</p> <p>Today's sound is "ee"</p> <p>Follow the link below to do a Speed Sound Lesson.</p> <p>https://schools.ruthmiskin.com/training/view/NxMnWSCE/mtaYNiqO</p> <p>Remember to follow the instructions - Special Friends, Fred Talk, Read the Word!!</p> 	<p>8.20 - 8.40 Daily Phonics Sound Lesson</p> <p>Today's sound is "a-e"</p> <p>Follow the link below to do a Speed Sound Lesson.</p> <p>https://schools.ruthmiskin.com/training/view/cMjTDaQy/Uf5xySbS</p> <p>Remember to follow the instructions - Special Friends, Fred Talk, Read the Word!!</p> 	<p>8.20 - 8.40 Daily Phonics Sound Lesson</p> <p>Today's sound is "er"</p> <p>Follow the link below to do a Speed Sound Lesson.</p> <p>https://schools.ruthmiskin.com/training/view/vXsf n4mi/6vVZ4pCq</p> <p>Remember to follow the instructions - Special Friends, Fred Talk, Read the Word!!</p> 

8.40 - 9.30



English

Let's think about what we have learnt so far about Jesse Owens.

Explore an example of Jesse Owens' speech. Can we identify features which make an **outstanding speech**?

This task is assigned in Google Drive.

8.40 - 9.30



English

Jesse Owens needs our help!

Let's explore writing a speech introduction.

This task is assigned in Google Drive.

8.40- 9.30



Live English

Jesse Owens needs our help!

Today we will work together in creating the body of our speech.

Join our LIVE lesson on Google Classrooms.

8.40 - 9.30



Live English

Jesse Owens needs our help!

Today we will work together in creating the conclusion of our speech.

Join our LIVE lesson on Google Classrooms.

8.40 - 9.30



LIVE BIG WRITING

Today, we will explore and learn how to edit our Speeches together.

Join our LIVE lesson on Google Classrooms.

9.30 - 9.45

Take a break, have a drink of water or a snack. Relax before beginning your next task.


9.45 - 10.30
Maths - Subtraction.



Today you will explore subtracting 1 digit from 2 digits whilst exchanging (drawing dienes).

This task is assigned in Google Drive.


9.45 - 10.30
Maths - Subtraction.



Today you will explore subtracting 1 digit from 2 digits, exchanging using the column method

This task is assigned in Google Drive.

9.45 - 10.30
Live Maths - Subtraction.



Today you will explore subtracting 2 digits from 2 digits - with no exchanging. You will use the partitioning method.

Join our LIVE lesson on Google Classrooms.

9.45 - 10.30
Live Maths - Subtraction.



Today we will explore subtracting 2 digits from 2 digits - no exchanging. You will choose if you prefer to use the partitioning or column method to solve.

Join our LIVE lesson on Google Classrooms.

9.45 - 10.30
Live Maths - Subtraction



Today we will explore subtracting 2 digits from 2 digits, involving exchanging. We will also continue to explore using the column method.

Join our LIVE lesson on Google Classrooms.

10.30 - 11.30am

10.30 - 11.30 Time for some lunch. If you have a garden or balcony, get some fresh air! Make sure you drink some water!

11.30 - 11.45am
Time for 15 minutes of
Mathletics



<https://login.mathletics.com/>

11.30 - 11.45am
Time for 15 minutes of
Mathletics



<https://login.mathletics.com/>

11.30 - 11.45am
Time for 15 minutes of
Mathletics



<https://login.mathletics.com/>

11.30 - 11.45am
Time for 15 minutes of
Mathletics



<https://login.mathletics.com/>


11.30 - 11.45am
Time for 15 minutes of
Mathletics



<https://login.mathletics.com/>

11.45 - 12.15pm
Handwriting & Grammar

HANDWRITING



Handwriting - Today we will practice where to place punctuation on the handwriting lines.

Grammar - Today we will be looking at homophones and using our new knowledge to complete some sentences in our English books.


11.45 - 12.15
Live Spelling Lesson



Today we will focus on words ending in -ture. We will watch the spelling zone video as a class, and then complete the word changers in your books.

11.45 - 12.15pm
Handwriting & Grammar

HANDWRITING



Handwriting - Today we will practice joining to and from the letter i.

Grammar - Today we will be looking at homophones again and using our new knowledge to create our own sentences that could be confusing in our English books.

11.45 - 12.15pm
Handwriting & Spelling

HANDWRITING

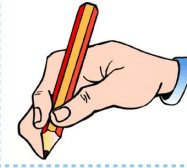


Handwriting - Today we will practice joining to and from the letter s.

Spelling - Today we will focus on words ending in -ture. We will choose the right word and complete the sentences on the google slides provided for you in Google Classroom.

11.45 - 12.15pm
Handwriting & Grammar

HANDWRITING



Handwriting - Today we will practice joining to and from the letter e.

Grammar - Today we will be checking your knowledge of homophones with a few different activities for you to complete in your English books.

12. 15- 12.45
Big Reading



This week's focus is on Kung-Fu punctuation! As we read our story together can you identify where full stops have been used? Complete the comprehension questions either on the slide or in your English book.

12. 15- 12.45
Live Big Reading Lesson



Today we will share-read a page of our story and focus on identifying exclamation marks. Complete the comprehension questions either on the slide or in your English book.

12. 15- 12.45
Big Reading



Today we will focus on identifying and using question marks to add meaning. Complete the comprehension questions either on the slide or in your English book.

12. 15- 12.45
Big Reading



Today we will explore more of our story and focus on noun phrases. Complete the comprehension questions either on the slide or in your English book.

12. 15- 12.45
Big Reading



Today we will explore more of our story and focus on the illustrations being used in the story. We will focus on which part is our favourite part of the story and why. Complete the activities in your English book.

12.45 - 1.45pm
Computing




gg63318880 GoGraph.com

Further discussion on what is acceptable and unacceptable behaviour. Thinking about being safe online, when things are not good or too good to be true.

Thinking about how devices can be used in a good way through Grandpa George. Writing him a letter about what he can do with his new laptop.


12.45 - 1.45pm
History



Recap on Jesse Owens' life events and organise them into a timeline. Write about each one using the information provided using the dates given.

Answer the question on the final slide about which event do you think was the most important in his life.

12.45 - 1.45pm
PE / Music



Follow the instructions on the Google Slides in today's pack. Log on to complete some SPR's P.E activities.

Follow Miss Marshal's Music Lesson assigned to you on Google Classroom.

12.45 - 1.45pm
Science



gg60343116 GoGraph.com

Recap on the parts of a plant and create 3 -5 questions you would like to explore further. Watch the video to learn how water is transported through a plant and write a prediction of how you think this happens. Watch the video to see if your prediction was right and write a short reflection underneath your prediction. This work will be completed in your English book.

12.45 - 1.45pm
Fit Friday challenges.



<https://www.youtube.com/watch?v=LhYtcadR9nw>

60 second challenges. Click the blue links below

Can you upload a photo of you completing the challenges?

AStar jump challenge - [60 Second Challenge](#)
A tuck in/ tuck out challenge [60 Second Challenge](#)

				<p>Mountain climbers challenge 60 Second Challenge</p> <p>Now it's time to challenge an adult. How many can they do? Did you beat them? Upload your scores.</p>
--	--	--	--	---



Keep checking the Google classroom stream. We may add more live lessons in the week.

Need help with google drive?

Star home learning guide

<https://star.newham.sch.uk/our-learning/home-learning-and-online-resources/>

Important information

Your child has received their

- Google drive login
- Mathletics login
- Bug club logins.

Please contact year3@star.newham.sch.uk if you require assistance.

Great extra websites to use at home...

Phonics - <https://www.ictgames.com/mobilePage/literacy.html>
<http://www.letters-and-sounds.com/>

Exercises - Joe wicks - 5 minute mover videos
<https://www.youtube.com/watch?v=rN0h6EZd6TM>

Need help with reading?

Reading comprehension Questions. Ask your child some of the questions when they are reading to help understand and comprehend their text.

Questions while selecting a book:

- Why did you want to read this book?
 - Do you like the book cover? What

Questions prior to reading the book:

- What is the title of this book?
- Who are the author and illustrator?

Questions while reading the book:

- What has happened so far? What do you think might happen next?

Plot questions after reading the book:

- What happened in the beginning?
- What happened next?
- What happened at the end of the story?

• What do we learn about X in the beginning of the story?

• What do we know about X by the end of the story?

<p>do you like about it?</p> <ul style="list-style-type: none"> • Have you read any other books by this author? • Is the author also the illustrator of this book? • What do you think this book might be about? 	<ul style="list-style-type: none"> • Does the picture on the cover give us any clues as to what the story might be about? • (Read the blurb on the back of the book together.) What clues does this give us? Does it sound like an exciting/sad/happy story? 	<ul style="list-style-type: none"> • What can you see in the pictures? Are they helping to tell the story? • Which character is your favourite? How would you describe them? • How would you feel if that happened to you? 	<ul style="list-style-type: none"> • At what point in the story did we realise... 	<ul style="list-style-type: none"> • Who are the main characters in the story? Would you like to be any of the characters? If so, why? • How would you feel if you were X at that part of the story? • What would you have done if you were X? • What are some of the words the author has used to describe the character? • How did X feel when... ? • Does X remind you of anyone you know? If so, why?
---	--	---	--	---

How To Record The Work

- Your child has received an English book, a Maths book and a book for all other subjects.
- You should write a title and date at the top of the page before each piece of work.
- These book will be checked when pupils return back to school
- Once work is completed, please take a photo and upload to your child's file.

A How To Guide can be found on the Star Website.

<https://star.newham.sch.uk/our-learning/google-classroom/>

Or click below for a getting started guide



<https://star.newham.sch.uk/wp-content/uploads/2020/09/Google-Classroom-Getting-started.pdf>