

## Class 1M timetable for pupils at home




**ACCESS TO your Google classroom :** <https://classroom.google.com/c/MTU4ODc2MjlwNDQz>



These contain further information and explanation on this week's learning. You will find all the tasks set here.

**ACCESS TO YOUR GOOGLE FOLDER:** [https://drive.google.com/drive/folders/1SJTdCIF1Gyg6X8Svt6-D\\_z7fFy64QwR](https://drive.google.com/drive/folders/1SJTdCIF1Gyg6X8Svt6-D_z7fFy64QwR)

This is where you need to save evidence of the work you have completed.

Monday	Tuesday	Wednesday 17/11/20	Thursday 18/11/20	Friday 19/11/20
		<p>8.00 - 8.20 <b>Reading</b> Carers, please read with your child and use the comprehension questions at the bottom of the page to help you.</p> <p><b>Bug club can be accessed at</b> <a href="#">ActiveLearn: Login</a></p> 	<p>8.00 - 8.20 <b>Reading</b> Carers, please read with your child and use the comprehension questions at the bottom of the page to help you.</p> <p><b>Bug club can be accessed at</b> <a href="#">ActiveLearn: Login</a></p> 	<p>8.00 - 8.20 <b>Reading</b> Carers, please read with your child and use the comprehension questions at the bottom of the page to help you.</p> <p><b>Bug club can be accessed at</b> <a href="#">ActiveLearn: Login</a></p> 
		<p>8:20 - 9:00 <b>Handwriting</b> In the books previously sent home. Children can practise a letter a day.</p> <p><b>Y, Yes; Yet</b></p>	<p>8:20 - 9:00 <b>Handwriting</b> In the books previously sent home. Children can practise a letter a day.</p> <p><b>Z, Zoo, Zoom</b></p>	<p>8:20 - 9:00 <b>Handwriting</b> In the books previously sent home. Children can practise a letter a day.</p> <p><b>B, Bad, Ben</b></p>

Yellow indicates live teaching where your child will be required to follow the link and take part in the lesson via webcam



		<p>9.00 – 9.45 Live teaching Phonics lesson</p> <p>You will need the books previously sent home to record your work in. You will also need a pen/pencil. Although don't worry if you don't, please join in anyway!</p> <p><a href="https://meet.google.com/lookup/egc3jsct6u?authuser=0&amp;hs=179">https://meet.google.com/lookup/egc3jsct6u?authuser=0&amp;hs=179</a></p>	<p>9.00 - 9.45 Live teaching Phonics lesson</p> <p>You will need the books previously sent home to record your work in. You will also need a pen/pencil. Although don't worry if you don't, please join in anyway!</p> <p><a href="https://meet.google.com/lookup/egc3jsct6u?authuser=0&amp;hs=179">https://meet.google.com/lookup/egc3jsct6u?authuser=0&amp;hs=179</a></p>	<p>9.00 - 9.45 Live teaching Phonics lesson</p> <p>You will need the books previously sent home to record your work in. You will also need a pen/pencil. Although don't worry if you don't, please join in anyway!</p> <p><a href="https://meet.google.com/lookup/egc3jsct6u?authuser=0&amp;hs=179">https://meet.google.com/lookup/egc3jsct6u?authuser=0&amp;hs=179</a></p>
--	--	---	---	---




**Extra phonics virtual lessons!**  
<https://schools.ruthmiskin.com/training/view/lvjXQxdo/2qe7Yp3H>  
<https://schools.ruthmiskin.com/training/view/CWGZO1IG/GRiqbNf8>  
<https://schools.ruthmiskin.com/training/view/km7AC8wC/qH3Adt4N>

**Take a break, have a drink of water or a snack. Relax before beginning your next task.**

		<p>10:15-10:45 Time for Mathletics</p> <p><a href="https://login.mathletics.com/">https://login.mathletics.com/</a></p>	<p>10:15-10:45 Time for Mathletics</p> <p><a href="https://login.mathletics.com/">https://login.mathletics.com/</a></p>	<p>10:15-10:45 Time for Mathletics</p> <p><a href="https://login.mathletics.com/">https://login.mathletics.com/</a></p>
--	--	---	---	---

Yellow indicates live teaching where your child will be required to follow the link and take part in the lesson via webcam  
If you miss any of the live teaching sessions you can access the slides here: [Link to Maths slides](#)



		<p>11 - 11:30  <b>Live teaching - Maths</b></p>  <p>You will need the books previously sent home to record your work in. You will also need a pen/pencil. Although don't worry if you don't, please join in anyway!</p> <p><a href="https://meet.google.com/lookup/egc3jsct6u?authuser=0&amp;hs=179">https://meet.google.com/lookup/egc3jsct6u?authuser=0&amp;hs=179</a></p>	<p>11 - 11:30  <b>Live teaching - Maths</b></p>  <p>You will need the books previously sent home to record your work in. You will also need a pen/pencil. Although don't worry if you don't, please join in anyway!</p> <p><a href="https://meet.google.com/lookup/egc3jsct6u?authuser=0&amp;hs=179">https://meet.google.com/lookup/egc3jsct6u?authuser=0&amp;hs=179</a></p>	<p>11 - 11:30  <b>Live teaching - Maths</b></p>  <p>You will need the books previously sent home to record your work in. You will also need a pen/pencil. Although don't worry if you don't, please join in anyway!</p> <p><a href="https://meet.google.com/lookup/egc3jsct6u?authuser=0&amp;hs=179">https://meet.google.com/lookup/egc3jsct6u?authuser=0&amp;hs=179</a></p>
--	--	---	---	---

**11:30 - 12:30 – LUNCH TIME**  
 Time for some healthy brain food. Make sure you drink some water and get some fresh air too.

		<p><b>12:30 - 1:00</b>        Story time! – Share one of your favourite stories with a grown up.</p>	<p><b>12:30 - 1:00</b>        Story time! – Share one of your favourite stories with a grown up.</p>	<p><b>12:30 - 1:00</b>        Story time! – Share one of your favourite stories with a grown up.</p>
--	--	--	--	--



Yellow indicates live teaching where your child will be required to follow the link and take part in the lesson via webcam  
 If you miss any of the live teaching sessions you can access the slides here: [Link to Foundation slides](#)




1.15 – 1.45  
**Live teaching**  
 - HISTORY



You will need the books previously sent home to record your work in. You will also need a pen/pencil. Although don't worry if you don't, please join in anyway!

<https://meet.google.com/lookup/egc3jsct6u?authuser=0&hs=179>


1.15 – 1.45  
**Live teaching**  
 - SCIENCE



You will need the books previously sent home to record your work in. You will also need a pen/pencil. Although don't worry if you don't, please join in anyway!

<https://meet.google.com/lookup/egc3jsct6u?authuser=0&hs=179>

1.15 – 1.45  
**Live teaching**  
 - RELIGIOUS  
 EDUCATION



You will need the books previously sent home to record your work in. You will also need a pen/pencil. Although don't worry if you don't, please join in anyway!

<https://meet.google.com/lookup/egc3jsct6u?authuser=0&hs=179>

1:45 – 2.05  
**Spelling practise**  
 Please practise this week's spellings. We will have the

1:45 – 2.05  
**Spelling practise**  
 Please practise this week's spellings. We will have the

1.00 -2.00  
**Fit Friday challenges.**  
 We have you set you some Relax and unwind with some Cosmic Yoga.

spelling test when we are back together again.  
**Look, cover, write...**

there

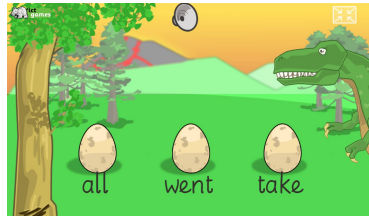
here

were

brother

other

Try this extra spelling challenge online:  
<https://www.ictgames.com/mobilePage/dinosaurEggSHF/index.html>



spelling test when we are back together again.  
**Look, cover, write...**

there


here

were

brother

other

Try this extra spelling challenge online:  
<https://www.ictgames.com/mobilePage/dinosaurEggSHF/index.html>



<https://www.youtube.com/watch?v=LhYtcadR9nw>

**60 second challenges.**  
Click the blue links below

Can you upload a photo of you completing the challenges?

**AStar jump challenge - [60 Second Challenge](#)**  
**A tuck in/ tuck out challenge [60 Second Challenge](#)**  
**Mountain climbers challenge [60 Second Challenge](#)**

Now it's time to challenge an adult.  
How many can they do? Did you beat them?  
Upload your scores.

**Well done today! Time for a stretch, and to enjoy the evening with your family.**



**Need help with google drive?**

**Star home learning guide**

<https://star.newham.sch.uk/our-learning/home-learning-and-online-resources/>

### **Important information**

**Your child has received their**

- Google Drive login
- Google Classroom login
- Athletics login
- Bug club login

Please contact [year1@star.newham.sch.uk](mailto:year1@star.newham.sch.uk) if you require assistance.

**Great extra websites to use at home...**

**Phonics** - <https://www.phonicsplay.co.uk/resources/phase/2>  
**Exercises - Joe wicks - 5 minute mover videos**  
<https://www.youtube.com/watch?v=rN0h6EZd6TM>

## Need help with reading?

**Reading comprehension Questions. Ask your child some of the questions when they are reading to help understand and comprehend their text.**

### Questions while selecting a book:

- Why did you want to read this book?
  - Do you like the book cover? What do you like about it?
- Have you read any other books by this author?
- Is the author also the illustrator of this book?
- What do you think this book might be about?

### Questions prior to reading the book:

- What is the title of this book?
- Who are the author and illustrator?
- Does the picture on the cover give us any clues as to what the story might be about?
- (Read the blurb on the back of the book together.) What clues does this give us? Does it sound like an exciting/sad/happy story?

### Questions while reading the book:

- What has happened so far? What do you think might happen next?
- What can you see in the pictures? Are they helping to tell the story?
- Which character is your favourite? How would you describe them?
- How would you feel if that happened to you?


### Plot questions after reading the book:

- What happened in the beginning?
- What happened next?
- What happened at the end of the story?
- At what point in the story did we realise...

- What do we learn about X in the beginning of the story?
- What do we know about X by the end of the story?
- Who are the main characters in the story? Would you like to be any of the characters? If so, why?
- How would you feel if you were X at that part of the story?
- What would you have done if you were X?
- What are some of the words the author has used to describe the character?
- How did X feel when... ?
- Does X remind you of anyone you know? If so, why?

## How To Record The Work

- Your child has received an English book, a Maths book and a book for all other subjects.
- You should write a title and date at the top of the page before each piece of work.
- These book will be checked when pupils return back to school
- Once work is completed, please take a photo and upload to your child's file.



A How To Guide can be found on the Star Website.

<https://star.newham.sch.uk/our-learning/google-classroom/>

**Or click below for a getting started guide**

<https://star.newham.sch.uk/wp-content/uploads/2020/09/Google-Classroom-Getting-started.pdf>