



Year 1 Remote Learning Timetable - Week 2 beginning 11/01/21.

Please read through the timetable. Your child **must** log onto Google Meet for the live teaching sessions highlighted in yellow.

If you need help click on this link - <https://star.newham.sch.uk/our-learning/google-classroom/>

ACCESS TO your Google Meet :

Your live teaching sessions will be found on **Google Meet**.

1P - <https://meet.google.com/lookup/bzdqccvfv5>

1M - <https://meet.google.com/lookup/amobwzv3k3o>

1H - <https://meet.google.com/lookup/baoywaxvqp>

1B - <https://meet.google.com/lookup/dttfdoo5ib>



ACCESS TO your Google classroom :

Your assignments will be found on **Google Classroom** where you will upload your work on the assignment post.

1P - <https://classroom.google.com/c/MTU4ODc2MjIwNDUw>






1M - <https://classroom.google.com/c/MTU4ODc2MjIwNDQz>









1H - <https://classroom.google.com/c/MTU4ODc2OTU4NTg4>


1B - <https://classroom.google.com/c/MTU4ODc2OTU4NTk3>



Google Classroom








Time	Monday 11/01/21	Tuesday 12/01/21	Wednesday 13/01/21	Thursday 14/01/21	Friday 15/01/21
8:00am - 8:10am	Reading  Bug Club Bug club can be accessed at ActiveLearn: Login	Reading  Bug Club Bug club can be accessed at ActiveLearn: Login	Reading  Bug Club Bug club can be accessed at ActiveLearn: Login	Reading  Bug Club Bug club can be accessed at ActiveLearn: Login	Reading  Bug Club Bug club can be accessed at ActiveLearn: Login

<p>8:10am - 8:20am</p>	<p>Mathletics </p> <p>Mathletics can be accessed at https://login.mathletics.com/</p>	<p>Mathletics </p> <p>Mathletics can be accessed at https://login.mathletics.com/</p>	<p>Mathletics </p> <p>Mathletics can be accessed at https://login.mathletics.com/</p>	<p>Mathletics </p> <p>Mathletics can be accessed at https://login.mathletics.com/</p>	<p>Mathletics </p> <p>Mathletics can be accessed at https://login.mathletics.com/</p>
<p>8:20am - 8:30am</p>	<p>Spelling -</p> <p>Practise these words:</p> <p>saw why now how down</p> <p>Click here for worksheet.</p>	<p>Handwriting - Remember finger gaps.</p> <p>Practise forming:</p> <p>4 4 four</p> <p>Picture link below</p> 	<p>Handwriting - Remember finger gaps.</p> <p>Practise forming:</p> <p>5 5 five He has 5 dogs.</p> <p>Picture link below</p> 	<p>Handwriting - Remember finger gaps.</p> <p>Practise forming:</p> <p>6 6 six She has 6 pigs.</p> <p>Picture link below</p> 	<p>Spelling -</p> <p>Practise these words:</p> <p>saw why now how down</p> <p>Click here for worksheet.</p>
<p>BREAK: 8:30am - 9:00am</p> <p>Take a break, have a drink of water or a snack. Relax before beginning your first live lesson.</p>					
<p>Yellow indicates live teaching where your child will be required to follow the link and take part in the lesson via webcam. Click here for the maths slides if you have missed any learning.</p>					


<p>9:00am - 9:30am</p> 	<p>Live teaching Maths lesson</p> <p>You will need your:</p> <ul style="list-style-type: none"> - Maths book - Pen/pencil. - Maths question worksheet <p>Don't worry if you don't have it, please join in anyway!</p>	<p>Live teaching Maths lesson</p> <p>You will need your:</p> <ul style="list-style-type: none"> - Maths book - Pen/pencil. - Maths question worksheet <p>Don't worry if you don't have it, please join in anyway!</p>	<p>Live teaching Maths lesson</p> <p>You will need your:</p> <ul style="list-style-type: none"> - Maths book - Pen/pencil. - Maths question worksheet <p>Don't worry if you don't have it, please join in anyway!</p>	<p>Live teaching Maths lesson</p> <p>You will need your:</p> <ul style="list-style-type: none"> - Maths book - Pen/pencil. - Maths question worksheet <p>Don't worry if you don't have it, please join in anyway!</p>	<p>Live teaching Maths lesson</p> <p>You will need your:</p> <ul style="list-style-type: none"> - Maths book - Pen/pencil. - Maths question worksheet <p>Don't worry if you don't have it, please join in anyway!</p>
--	---	---	---	---	---

BREAK: 9:30am - 9:45am
15 minute break but stay online.
Take a break, have a drink of water or a snack. Relax before beginning your next task.

Yellow indicates live teaching where your child will be required to follow the link and take part in the lesson via webcam.








<p>9:45am - 10:20am</p> 	<p>Live teaching Phonics and Grammar lesson</p> <p>You will need your: </p> <ul style="list-style-type: none"> - Literacy book - Pen/pencil. <p>Don't worry if you don't have it, please join in anyway!</p> <p>Picture link below:</p> 	<p>Live teaching Phonics lesson</p> <p>You will need your: </p> <ul style="list-style-type: none"> - Literacy book - Pen/pencil. <p>Don't worry if you don't have it, please join in anyway!</p>	<p>Live teaching Phonics lesson</p> <p>You will need your: </p> <ul style="list-style-type: none"> - Literacy book - Pen/pencil. <p>Don't worry if you don't have it, please join in anyway!</p>	<p>Live teaching Phonics lesson</p> <p>You will need your: </p> <ul style="list-style-type: none"> - Literacy book - Pen/pencil. <p>Don't worry if you don't have it, please join in anyway!</p>	<p>Live teaching Phonics lesson</p> <p>You will need your: </p> <ul style="list-style-type: none"> - Literacy book - Pen/pencil. <p>Don't worry if you don't have it, please join in anyway!</p>
---	---	---	--	--	--



BRAIN BREAK: 10:20am - 10:30am
10 minute brain break.
Take a break, have a drink of water or a snack. Relax before beginning your next task.

<p>10:30am - 11:00am</p> 	<p>Relaxation exercise Listen to the forest. Click here</p> <p>Close your eyes and do some deep breathing. This exercise will help you to stay calm and relaxed.</p> <p>Do some mindful colouring.</p>	<p>What is kindness? Think of a time someone was kind to you. What happened? What did they do? What do they think? How did they feel?</p> <p>Draw or write about it.</p>	<p>RSHE:</p> <p><u>How can I understand my feelings and make myself feel better?</u></p> <p>Read through the slides and go through the activity with your adult/.</p> <p>Click here for the slides.</p>	<p>Sensory activity</p> <p>Explore the world around you and have fun experimenting with your senses. Pick one of these activities and have a go.</p> <p>Click here for activities</p>	<p>Creative activity</p> <p>Have a look through our list of creative ideas and see which one you can have a go at. Being creative is a great way of having a brain break.</p> <p>Click here for activities</p>
---	---	---	---	--	---

11:00am - 12:15pm – LUNCH TIME
Time for some healthy brain food. Make sure you drink some water and do some movement!

Yellow indicates live teaching where your child will be required to follow the link and take part in the lesson via webcam
If you miss any of the live teaching sessions you can access the slides here.

<p>12:15am - 12:45pm</p> <p align="center">Foundation subjects</p> 	<p>PPA Live teaching with Miss Marshall and the P.E. team.</p> <table border="1" data-bbox="353 826 698 912"> <tr> <td></td> <td>12.15-12.40.</td> <td>12.40-1.05</td> <td>1.05-1.30.</td> <td>1.30-1.55.</td> </tr> <tr> <td>Music.</td> <td>1m.</td> <td>1b.</td> <td>1h.</td> <td>1p</td> </tr> <tr> <td>PE.</td> <td>1p.</td> <td>1m.</td> <td>1b.</td> <td>1h.</td> </tr> </table>		12.15-12.40.	12.40-1.05	1.05-1.30.	1.30-1.55.	Music.	1m.	1b.	1h.	1p	PE.	1p.	1m.	1b.	1h.	<p>Live teaching </p> <p>ART - Exploring the artist Henri Matisse - Click here for the slides</p> <p>You will need:</p> <ul style="list-style-type: none"> - The books previously sent home to record your work in. - A pen/pencil. <p>Don't worry if you don't have it, please join in anyway!</p> 	<p>Live teaching </p> <p>SCIENCE - Endangered Animals - Click here for the slides.</p> <p>You will need:</p> <ul style="list-style-type: none"> - The books previously sent home to record your work in. - A pen/pencil. <p>Don't worry if you don't have it, please join in anyway!</p> <p>Picture link below:</p> 	<p>Live teaching </p> <p>R.E. - Sikhism - Click here for the slides.</p> <p>You will need:</p> <ul style="list-style-type: none"> - The books previously sent home to record your work in. - A pen/pencil. <p>Don't worry if you don't have it, please join in anyway!</p> 	<p>FIT FRIDAY - Complete this online workout.</p>  <p>You will need:</p> <ul style="list-style-type: none"> - Your trainers on! - Fit Friday kit on! <p>Click here for the video.</p>
	12.15-12.40.	12.40-1.05	1.05-1.30.	1.30-1.55.																
Music.	1m.	1b.	1h.	1p																
PE.	1p.	1m.	1b.	1h.																

<p>12:45pm - 1:00pm</p> 	<p>Storytime with... Miss Bhageri!</p>	<p>Storytime with... Miss Gordan!</p>	<p>Story time with... Miss Patel!</p>	<p>Story time with... Miss Holt!</p>	<p>Story time with... Miss Bryce-Lennon!</p>
<p>12:45pm - 1:05pm (10 mins phonics) (10 mins maths)</p> <p>TA Additional booster sessions - Named children to stay in the session.</p>					
<p>Well done today! Time for a stretch, and to enjoy the evening with your family.</p>					
 <p>Need help with google drive?</p> <p>Star home learning guide https://star.newham.sch.uk/our-learning/home-learning-and-online-resources/</p>		<p><u>Important information</u></p> <p>Has your child received their...</p> <ul style="list-style-type: none"> ● Google Drive login ● Google Classroom login ● Mathematics login ● Bug club login <p>Please contact year1@star.newham.sch.uk if you require assistance.</p> <p>Great extra websites to use at home...</p> <p>Phonics - https://www.phonicsplay.co.uk/resources/phase/2 Exercises - Joe wicks - 5 minute mover videos https://www.youtube.com/watch?v=rN0h6EZd6TM</p>			

How to upload your work onto Google Classroom.

- Your child has received an English book, a Maths book and a book for all other subjects.
- You should write a title and date at the top of the page before each piece of work.
- These books will be checked when pupils return back to school.
- Once work is completed, please take a photo and upload to your child's file.



A How To Guide can be found on the Star Website.

- <https://star.newham.sch.uk/our-learning/google-classroom/>
- <https://star.newham.sch.uk/wp-content/uploads/2020/09/Google-Classroom-Getting-started.pdf>

Need help with reading?

Reading comprehension Questions. Ask your child some of the questions when they are reading to help understand and comprehend their text.

Questions while selecting a book:

- Why did you want to read this book?
 - Do you like the book cover? What do you like about it?
- Have you read any other books by this author?
- Is the author also the illustrator of this book?
- What do you think this book might be about?

Questions prior to reading the book:

- What is the title of this book?
- Who are the author and illustrator?
- Does the picture on the cover give us any clues as to what the story might be about?
- (Read the blurb on the back of the book together.) What clues does this give us? Does it sound like an exciting/sad/happy story?

Questions while reading the book:

- What has happened so far? What do you think might happen next?
- What can you see in the pictures? Are they helping to tell the story?
- Which character is your favourite? How would you describe them?
- How would you feel if that happened to you?

Plot questions after reading the book:

- What happened in the beginning?
- What happened next?
- What happened at the end of the story?
- At what point in the story did we realise...

- What do we learn about X in the beginning of the story?
- What do we know about X by the end of the story?
- Who are the main characters in the story? Would you like to be any of the characters? If so, why?
- How would you feel if you were X at that part of the story?
- What would you have done if you were X?
- What are some of the words the author has used to describe the character?
- How did X feel when... ?
- Does X remind you of anyone you know? If so, why?