

Master copy Year 4 timetable for Week Beginning 11.01.21

ACCESS TO your Google classroom : Please see your class timetable on Classroom

This is where all your work will be.

| Monday 11/01/21 | Tuesday 12/01/21 | Wednesday 13/01/21 | Thursday 14/01/21 | Friday 15/01/21 |
|--|---|--|--|--|
| <p>8.00 - 8.20 Reading Carers, please read with your child and use the comprehension questions at the bottom of the page to help you.</p> <p>Bug club can be accessed at ActiveLearn: Login</p> | <p>8.00 - 8.30</p> <p style="background-color: #00FF00; color: #0000FF; padding: 2px;">PPA lessons please see individual class timetables for your class sessions</p> | <p>8.00 - 8.20 Reading Carers, please read with your child and use the comprehension questions at the bottom of the page to help you.</p> <p>Bug club can be accessed at ActiveLearn: Login</p> | <p>8.00 - 8.20 Reading Carers, please read with your child and use the comprehension questions at the bottom of the page to help you.</p> <p>Bug club can be accessed at ActiveLearn: Login</p> | <p>8.00 - 8.20 Reading Carers, please read with your child and use the comprehension questions at the bottom of the page to help you.</p> <p>Bug club can be accessed at ActiveLearn: Login</p> |

8.20 - 8.50

Times Tables Rock Stars

<https://play.ttrockstars.com/auth/school/student/47982>



8.30 - 9.00

PPA lessons please see individual class timetables for your class sessions

8.20 - 8.50

Times Tables Rock Stars

<https://play.ttrockstars.com/auth/school/student/47982>



8.20 - 8.50

Mathletics

<https://login.mathletics.com/>



8.20 - 8.50

Times Tables Rock Stars

<https://play.ttrockstars.com/auth/school/student/47982>



8.50- 9.40

Live English

The Earth Our Home



In English today we will be finishing editing and publishing our persuasive leaflet

9.00 -9.45

PPA lessons please see individual class timetables for your class sessions

8.50- 9.40

Live Big Writing

The Earth Our Home



Today's lesson you will be creating a non chronological report using the thinking frame from yesterday

8.50 - 9.40

Live English

The Earth Our Home



Today we are learning how to use expanded noun phrases to describe a rainforest

8.50 - 9.40

Live English

The Earth Our Home



We are going to build on our lesson from yesterday and begin to include prepositional phrases in our writing


9.45 - 10.00

Take a break, have a drink of water or a snack. Relax before beginning your next task.

10.00 - 10.45

Live Maths


Multiplication and division



This week we are still focussing on multiplications. Today we are going to be working on multiplying by 9.

10.00 - 10.45

Mental Maths Test - Live




Join us for a live mental maths test! Your teacher will read you the questions! Good luck!

10.00 - 10.45

Live Maths

Multiplication and division




Today we will be working on multiplying by 9, using addition or subtraction to help us.

10.00 - 10.45

Live Maths

Multiplication and division




Today we will be working on multiplying by 11.

10.00 - 10.45

Live Maths

Multiplication and division



Today we will be working on multiplying by 11 using addition and subtraction to help us.

Lunch 10.45 - 12.15 - Have a break, eat some lunch and if you can, go outside and get some fresh air

12.15. - 12.45

Big Reading Live

The Great Kapok Tree



Can you

12.15. - 12.45

Big Reading Live

The Great Kapok Tree



Understanding different

12.15. - 12.45

Big Reading Live

The Great Kapok Tree



Can you create

12.15. - 12.45

Big Reading Live

The Great Kapok Tree



Can you recognise the

12.15. - 12.45



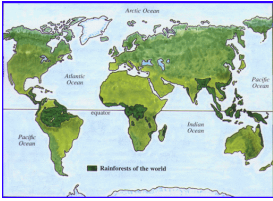


Big Reading Live

The Great Kapok Tree



Can you create a thinking frame of all the

| | | | | |
|---|----------------------------|--|---|----------------------------|
| describe your opinions/thoughts on people cutting down trees. | character's point of view. | a thinking frame of powerful verbs in the story? | different language techniques used in the story. Can you remember what onomatopoeia is. | adjective within the story |
|---|----------------------------|--|---|----------------------------|

| | | | | |
|--|---|--|--|---|
| <p>12.45 - 1.30</p> <p>R.E.</p> <p>We are going to start our new topic called 'How and why do Hindus worship at home and in the Mandir?' by thinking about what our own beliefs about god are. Then we will look at what Hindu people believe.</p>  | <p>12.45 - 1.30</p> <p>Live Big Writing</p> <p>The Earth Our Home</p>  <p>Today's lesson is in 2 parts part 1 today and part 2 tomorrow. Today we will be looking at the features of non - Chronological reports and making a plan using a categorising thinking frame</p> | <p>12.45 - 1.30</p> <p>Geography</p> <p>Let's take a closer look at the Amazon rainforest. We will be using Google Maps to help us look at its physical features.</p>  | <p>12.45- 1.30</p> <p>Live Science</p> <p>Have you ever wondered how so many different types of animals can live in the same place? Today we will look at the animals of the Amazon rainforest and think carefully about what they eat and how this helps them to all live together.</p>  | <p>12.45 - 1.30</p> <p>Fit Friday</p> <p>https://drive.google.com/file/d/1k5-bB9rVw-399GIlvvPQ2CSliuAHN0_Q/view?usp=drivesdk</p>  |
|--|---|--|--|---|

1.30 - 1.45

Handwriting
and
Grammar



Handwriting:

Today you are practising joining to and from the letter e: rec.



Use this link to access the slides and complete the activity in your books.

<https://drive.google.com/drive/folders/1N2M8GqQTtPntKZHpfNo-zpkxY44jkl0>

'Handwriting Week 2
Monday 11th January
21'

1.30 - 1.45

Time for a break or to finish off written work in English away from the screen

1.30 - 1.45

Handwriting
and
Grammar



Handwriting:

Today you are practising punctuation: s'



Use this link to access the slides and complete the activity in your books.

<https://drive.google.com/drive/folders/1N2M8GqQTtPntKZHpfNo-zpkxY44jkl0>

'Handwriting Week 2
Wednesday 13th
January 21'

1.30 - 1.45

Time for a break or to finish off written work in Science work away from the screen.


1.30 - 1.45

Live Spelling Test

Unit 6



| | | | | |
|--|--|--|--|--|
| <p>1.45 - 2.00</p> <p>Live story time</p> <p>Join your teacher for a story, grab a drink and a snack and settle in to finish our day.</p> | <p>1.45 - 2.00</p> <p>Live story time</p> <p>Join your teacher for a story, grab a drink and a snack and settle in to finish our day.</p> | <p>1.45 - 2.00</p> <p>Live story time</p> <p>Join your teacher for a story, grab a drink and a snack and settle in to finish our day.</p> | <p>1.45 - 2.00</p> <p>Live story time</p> <p>Join your teacher for a story, grab a drink and a snack and settle in to finish our day.</p> | <p>1.45 - 2.00</p> <p>Live story time</p> <p>Join your teacher for a story, grab a drink and a snack and settle in to finish our day.</p> |
|--|--|--|--|--|

| | |
|---|---|
|  <p>Keep checking the Google classroom stream. We may add more live lessons in the week.</p> <p>Need help with google drive?</p> <p>Star home learning guide https://star.newham.sch.uk/our-learning/home-learning-and-online-resources/</p> | <p><u>Important information</u></p> <p>Your child has received their</p> <ul style="list-style-type: none"> ● Google drive login ● Mathletics login ● Bug club logins. <p>Please contact year4@star.newham.sch.uk if you require assistance. Great extra websites to use at home...</p> <p>Phonics - https://www.ictgames.com/mobilePage/literacy.html http://www.letters-and-sounds.com/</p> <p>Exercises - Joe wicks - 5 minute mover videos https://www.youtube.com/watch?v=rN0h6EZd6TM</p> |
|---|---|

| |
|---|
| <p>Need help with reading?</p> <p>Reading comprehension Questions. Ask your child some of the questions when they are reading to help understand</p> |
|---|

and comprehend their text.

Questions while selecting a book:

- Why did you want to read this book?
 - Do you like the book cover? What

Questions prior to reading the book:

- What is the title of this book?
- Who are the author and illustrator?

Questions while reading the book:

- What has happened so far? What do you think might happen next?

Plot questions after reading the book:

- What happened in the beginning?
- What happened next?
- What happened at the end of the story?

- What do we learn about X in the beginning of the story?
- What do we know about X by the end of the story?

do you like about it?

- Have you read any other books by this author?
- Is the author also the illustrator of this book?
- What do you think this book might be about?

- Does the picture on the cover give us any clues as to what the story might be about?
- (Read the blurb on the back of the book together.) What clues does this give us? Does it sound like an exciting/sad/happy story?

- What can you see in the pictures? Are they helping to tell the story?
- Which character is your favourite? How would you describe them?
- How would you feel if that happened to you?

- At what point in the story did we realise...

- Who are the main characters in the story? Would you like to be any of the characters? If so, why?
- How would you feel if you were X at that part of the story?
- What would you have done if you were X?
- What are some of the words the author has used to describe the character?
- How did X feel when... ?
- Does X remind you of anyone you know? If so, why?

How To Record The Work

- Your child has received an English book, a Maths book and a book for all other subjects.
- You should write a title and date at the top of the page before each piece of work.
- These book will be checked when pupils return back to school
 - Once work is completed, please take a photo and upload to your child's file.

A How To Guide can be found on the Star Website.

<https://star.newham.sch.uk/our-learning/google-classroom/>

Or click below for a getting started guide

<https://star.newham.sch.uk/wp-content/uploads/2020/09/Google-Classroom-Getting-started.pdf>